



RSS Student Technology Logins

Use the following steps to access Technology Resources in Rowan-Salisbury Schools

Student Login Credentials	
Username:	_____
Password:	_____

Connecting to Wi-Fi:


1. Go to Settings  > Wi-Fi, then turn on Wi-Fi
2. Select your Wi-Fi network: Enter the password, if required

If  appears at the top of the screen, the iPad is connected to a Wi-Fi network. (To verify this, open Safari to view a webpage.) iPad reconnects when you return to the same location.

Zscaler:



The filtering service that Rowan-Salisbury Schools uses. You should only have to enter this once for every new wifi you connect to. Zscaler must be logged in before any Internet connectivity. After connecting to your Wi-Fi network, please do the following:

1. Open Safari 
2. Go to the RSS website: www.rssed.org, This will prompt the iPad to open the RSS login page
3. Enter your student RSS email (Ex. SmithAT456@rss.k12.nc.us) and password (lunch number)
4. Click the blue **Sign In** button

If you experience issues with access to websites or apps. Check Zscaler by using the Zscaler Login app on your iPad

Canvas:



Our district Learning Management System. This is where teachers and students will access learning resources. Download the Canvas Student App from **Self Service** on your iPad.

Username: Student ID / Lunch Number

Password: Determined by classroom teacher

ClassLink:



This is a single sign-on system we use as a district. This means they can access several programs by simply logging into ClassLink. *Some Apps/Programs will need additional log-in information. The app is automatically downloaded to the iPads but it can be reinstalled from **Self Service** if needed.

Username: (Ex. SmithAT456)

Password: Student ID / Lunch Number

